

Multimedia Projector EB-1925W / EB-1915 / EB-1900

SPECIFICATIONS			EB-1925W	EB-1915	EB-1900
Main Parts	LCD	Size	0.74-inch x 3	0.7-inch x 3	0.7-inch x 3
	Pixel Number	Native Resolution	1,024,000 dots (1280 x 800) x 3	786,432 dots (1024 x 768) x 3	786,432 dots (1024 x 768) x 3
		Projection Lens	Powerd Focus & 1.6 x Optical zoom F-number=1.75 - 2.42 / Focal Length=24.0 - 38.2mm		
	Lamp	Type	230 W UHE		
Screen Size	Life		2500 hours (Power Consumption: Normal) / 3500 hours (Power Consumption: ECO)		
	Offset		30" to 300" [0.91 to 15.42 m] / 30" to 300" [0.96 to 16.24 m] / 30" to 300" [0.96 to 16.24 m]		
Light Output*	Brightness Control Normal / Eco	4000 lm / 2700 lm			
Color Light Output*	4000 lm			4000 lm	
Contrast	2000:1			N/A	
Sound Output	10 W Monaural			N/A	
Keystone Correction	Vertical	Yes (Auto / Manual)			
	Horizontal	Yes (Auto / Manual)			
Screen Fit	Yes			N/A	
Analog RGB	Input Terminal	Video	D-sub 15pinx2		
		Audio	Stereo Mini x 2		
	Output Terminal	Video	D-sub 15pinx1		
		Audio	Stereo Mini x 1		
Video	Input Terminal	Video	Composite Video: RCA x 1 (Yellow) S-Video: Mini DIN x 1 Component Video: D-sub 15pin x 2 (corresponds with Analog RGB connector)		
		Audio	RCA x 1 (White / Red)		
	Digital Input Terminal	Video	Component Video: D-sub 15pin x 1 (corresponds with Analog RGB connector) RGB Video: D-sub 15pin x 1 (corresponds with Analog RGB connector)		
		Audio	N/A		
Control	USB I/O	Terminal	USB Type B x1		
		Speed	USB Type B Ver. 2.0		
	Serial	Terminal	D-sub 9 pin x 1		
		Signal	RS232C		
Memory	Terminal	Speed	USB Type A x 2 (for USB Memory / for Document Camera)		
		Speed	USB Type A Ver.2.0		
Network for Projection	Wired LAN	Terminal	RJ45 x1 100Mbps		
		Speed	USB Type A x 1		
	Wireless	Terminal	IEEE 802.11b: 11Mbps** IEEE 802.11g: 54Mbps** IEEE 802.11a: 54Mbps**		
		Support Speeds for each mode	N/A		
PC Applications	EasyMP Monitor (for Windows)***		N/A		
	EasyMP Network Projection (for Windows and Mac) with audio***		N/A		
	USB Display (for Windows) with audio		USB Display (for Windows) No audio		
	Quick Wireless Connection (for Windows) with audio****		N/A		
	EasyMP Slide Converter (for Windows)***		N/A		
Operating Temperature	5 °C to 35 °C <41 °F to 95 °F>				
Operating Altitude	Up to 7,500 feet <2286 m> (over 4,921 feet <1,500m> area: use with High Altitude mode)				
Start-Up period	About 10sec.				
Direct Power On	Yes				
Direct Power Off	Yes				
Cool-Down Period	Instant off				
Power Supply Voltage	100 - 240 V AC +/- 10%, 50/60 Hz				
Power Consumption	100-120V	Lamp on	341W		
		Stand by	0.2W (Network Off)		
	220-240V	Lamp on	319W		
		Stand by	0.3W (Network Off)		
Dimensions Exclude Feet (D x W x H)	257 x 357 x 86 mm				
Weight	Approx. 7.82 lbs. / 3.5kg			Approx. 7.25lbs. / 3.2kg	
Fan Noise	Brightness Control : Normal / Eco	37dB / 29dB			

\*Light Output / Color Light Output / Contrast --- Color mode: Dynamic, Zoom: Wide  
\*\*Maximum speed and range is achievable when used with same enhanced mode technology. Actual data rates, features and performance may vary depending on your computer system, and environment. \*\*\*Supplied on included CD-ROM \*\*\*\*Supplied as an option

SUPPLIED ACCESSORIES

Power Cable	3.0m
Remote Control	With AA type alkaline batteries x2pcs
Computer Cable	1.8m <6 ft>, AHD-15 pin type slim-cable
USB Cable	3.0m
Soft Carrying Case	Except EB-1900
Password Protect Sticker	
User's Manual	
EPSON Projector Software for Meeting & Presentation (1925W/1915)	
EPSON Projector Software for Meeting & Monitoring (1920W/1910/1830)	
Wireless LAN Unit	ELPAP03 (1925W/1915)

OPTIONAL ACCESSORIES

ELPLP53	Spare Lamp
ELPAF24	Air Filter Set
ELPAP06	Quick Wireless Connection USB Key
ELPDC06	USB Document Camera

Bold, Bright, Beautiful...3LCD Technology

3LCD technology achieves bright, natural images and smooth, sharp video playback. No color break-up makes images gentle on the eyes.



Optical unit with high light-use efficiency


WARRANTY SERVICE

2 Years Onsite Warranty Service to be provided for local purchase only.



# The warranty service can be extended by purchasing Epson Coverplus Extended Warranty. For more information, please contact Epson customer support.

CONNECTOR PANEL



- |                    |                  |
|--------------------|------------------|
| ① Video Input      | ⑨ Audio Input 2  |
| ② S-Video          | ⑩ USB (Type B)   |
| ③ Video-L Input    | ⑪ LAN            |
| ④ Video-R Input    | ⑫ Monitor Out    |
| ⑤ RS-232C          | ⑬ Audio Out      |
| ⑥ Computer Input 1 | ⑭ USB (Type A) 1 |
| ⑦ Audio Input 1    | ⑮ USB (Type A) 2 |
| ⑧ Computer Input 2 | ⑯ HDMI           |

Enquiry hotline : (852) 2827 8711  
Technical hotline : (852) 2827 8911

URL: [www.epson.com.hk](http://www.epson.com.hk)

OCT09-25-PROJECTOR

Multimedia Projector

WXGA

XGA

EB-1925W EB-1915 EB-1900

**EPSON**  
EXCEED YOUR VISION



Effective support for successful meetings and classes.

PROJECTION DISTANCE / EB-1915/1900

4:3 Screen Size	Shortest (Wide)	Longest (Tele)	Offset
X (screen size / dimension)	Y (cm / inch)		Z (cm / inch)
60" / 150 cm x 91 cm 47.2" x 35.8"	197 / 78	321 / 126	8 / 3.3
80" / 160 cm x 120 cm 63.0" x 47.2"	265 / 104	430 / 169	11 / 4.4
100" / 200 cm x 150 cm 78.7" x 59.1"	332 / 131	538 / 212	14 / 5.5
200" / 410 cm x 300 cm 161.4" x 118.1"	670 / 264	1081 / 426	28 / 10.9
300" / 610 cm x 460 cm x"	1007 / 397	1624 / 640	42 / 16.4

PROJECTION DISTANCE / EB-1925W

16:10 Screen Size	Shortest (Wide)	Longest (Tele)	Offset
X (screen size / dimension)	Y (cm / inch)		Z (cm / inch)
60" / 130 cm x 81 cm 51.0" x 32.0"	187 / 74	305 / 120	5 / 1.9
80" / 170 cm x 110 cm 67.0" x 43.0"	251 / 99	408 / 161	6 / 2.5
100" / 220 cm x 130 cm 87.7" x 51.0"	315 / 124	511 / 201	8 / 3.2
200" / 430 cm x 270 cm 169.0" x 106.0"	636 / 250	1027 / 404	16 / 6.4
300" / 640 cm x 400 cm x"	956 / 376	1542 / 607	24 / 9.6

**EPSON**  
EXCEED YOUR VISION

**Epson Hong Kong Limited**  
20/F, Harbour Centre,  
25 Harbour Road, Wanchai, Hong Kong

**Epson Customer Service Centre**  
Unit 517, Trade Square, 681 Cheung Sha Wan Road,  
Cheung Sha Wan, Kowloon, Hong Kong  
20/F., Harbour Centre,  
25 Harbour Road, Wanchai, Hong Kong



# Effective support for successful meetings and classes.

Are you having some concerns with regard to projectors?  
Issues like size, weight, ease of use, etc...

The Epson EB-1900 series aims to resolve these issues with its rich and useful functions that are easy to use and a clean yet simple look to suit any environment. This compilation of features allows the audience to concentrate on the class or presentation materials.



Multimedia Projector  
WXGA XGA  
**EB-1925W EB-1915 EB-1900**

Are you having some concerns with regard to projectors?  
The Epson EB-1900 series aims to resolve these issues.



## Set-up

### Concern during set-up: Difficult projector set-up and adjustment

Easy to adjust projected images

#### Auto H/V Keystone Correction

Simply turn on the power and direct the projector toward the screen or wall and the image will be automatically corrected in just a couple seconds. The focus is also automatically adjusted at the same time for a prompt completion of set-up.  
(Horizontal auto keystone correction: only for EB-1925W/1915, Excluding EB-1900)



#### Screen Fit

In cases where the image extends beyond the frame of the screen or whiteboard you just have to push the Screen Fit button and the image frame will automatically match up with the edges of the screen. Focus is, of course, adjusted automatically as well.  
(For EB-1925W/1915)



Clearly visible images even under fluorescent lights

#### 4000 lm High Brightness


With a high 4000 lm brightness setting you don't have to draw the curtains for rooms of up to 50-60 people. It's possible to use it in an office or classroom without dimming the lights. Its 3.5kg weight makes it easy to take it with you.



No special settings required for projection with a PC

#### USB Display

A troublesome set-up is no longer necessary for image projection. Images can be projected by simply connecting the PC and projector via the included USB cable. Sound data can also be sent\*. A built-in 10W speaker allows you to enjoy powerful sound without having to prepare a separate speaker.  
\*For EB-1925W/1915



## Operation

### Concern during operation: Complicated projector operation makes it hard to concentrate on the presentation / lesson

Safety with wireless

#### Wireless Connection

Free from complicated and dangerous cables! A wireless LAN connection is possible via an access point\*. You can make a direct connection between 1925W/1915 and a PC. Sound can also be transmitted wirelessly with 1925W/1915, so that it isn't necessary to connect an audio cable.  
(For EB-1925W/1915)



Farewell to heavy PCs

#### PC Free

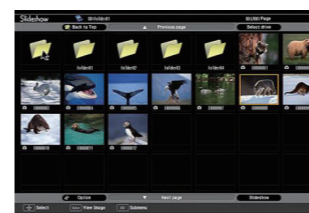
Using the included "Slide Converter" software, presentations are possible without a PC using a USB memory device. You can just bring the data along without any distractions.  
(For EB-1925W/1915)



Easy to share pictures

#### Slide Show

Simply save pictures as JPEG data on a USB memory device, insert into the projector and your pictures are projected automatically. The viewer can see beautiful pictures projected as they are for a more dramatic impression.  
(For EB-1925W/1915)



Choose from a variety of sources

#### Wide-ranging Connectivity


Wider range of connectivity allows for more effective lessons or presentations. Depending on the situation, you can choose from a variety of connection methods including USB, HDMI\*, LAN\* and wireless connection\*. It is also possible to connect Epson's ELPDC06 document camera with a USB cable\*.  
\*For EB-1925W/1915



Comfortable during operation

#### Front Exhaust

The projector was designed to prevent anyone from being exposed to the hot exhaust even when on a narrow table.



## Clean-up

### Concern during clean-up: Have to wait for cool down after turning off the projector

Put away smoothly

#### Instant Off and Direct Power Off

With desktop use it is fine to turn off the switch immediately after use. There is no need to keep your audience waiting for cool down, allowing you to prepare for your next class or meeting for more efficient use of time. With ceiling mounted

units, Direct Power Off is a convenient feature. By linking it to the room's power source it's possible to switch off the projector along with the room light.



### Additional

EuP: Directive on Eco-Design of Energy using Products

#### Consistent with EuP

This product was designed to meet criteria put in place to ensure environmental responsibility. EuP: Directive on Eco-Design of Energy using Products

#### Better Products for a Better Future

At Epson, we know that planning for the future requires a strong commitment to the environment. That is why we strive to create innovative products that are reliable, recyclable and energy efficient. Better products that use fewer resources help ensure a better future for us all.