

HITACHI
Inspire the Next

DVD CAMCORDER

With DVD discs, you can enjoy beautiful images
and excellent functionality.

مع اسطوانات DVD، يمكنك التمتع بصور جميلة وتفاعلات وظيفية ممتازة.

С дисками DVD Вы можете наслаждаться прекрасным изображением
и отличной функциональностью.

使用DVD磁盘，可以观赏美丽的图像，并享受优越的功能。



HITACHI DVD VIDEO CAMERA

DVDCAM

DVD CAMCORDER

The DVD Camcorder records beautifully and is easy to use.



With the DVD Camcorder:

There's no fear of recording over other material. 

You can go instantly to the scene you want to watch. 

You can play the discs on your DVD player.*¹ 

You can erase scenes you don't want on the spot.*² 

You can edit using only the camcorder.*² 

*1: When using 8cm DVD-R discs. Discs will not play on some DVD players. *2: When using 8cm DVD-RAM discs.

الكامكورد DVD يسجل بجمال وهو سهل الاستخدام.

DVD-كامкордер прекрасно записывает и легок в обращении.

DVD摄录机录像清晰美丽，使用简便。

Because you record on DVD discs, you can record videos with superb picture quality and keep them without fear of deterioration. You can play the discs on your DVD player,* there's no chance of over-recording, and you can erase unwanted scenes immediately. The DVD discs are inserted into the camcorder while inside a holder, so there are no worries about scratches or dirt. And if you transfer the video to your PC, you can process and edit it with ease. The DVD Camcorder brings you all the quality and convenience advantages of DVD discs. * When using 8cm DVD-R discs. Discs will not play on some DVD players.



DVD-R

You can record DVD-R discs only once, however, you can play them on most DVD players.




DVD-RAM

By using a DVD-RAM disc, you can record over previously recorded images and do various types of editing. You can also record both moving and still images on a single DVD-RAM disc.

Record right away



Record button



Since there's no chance of over-recording, you can begin to shoot the instant you have a shooting opportunity.

بما أن مسح التسجيلات عفويًا غير ممكن على الإطلاق، سوف يكون بإمكانك بدء التسجيل فوراً بمجرد أن تتاح لك فرصة تسجيل.

Так как нет вероятности перезаписи, Вы можете начинать снимать в момент, когда у Вас есть возможность съемки.

因为不会录像过分，当您有摄像的机会时，可以立即开始拍摄。

Because the DVD Camcorder records on a DVD disc, you can enjoy shooting videos without worrying about recording over previous scenes that can occur when you use tape. You can start to shoot a scene the instant you have an unexpected shooting opportunity, even during play. And you can even enjoy a variety of still pictures, because you can record still pictures like those taken with a digital camera on SD memory cards as well as on DVD-RAM discs.

* Still pictures cannot be recorded on DVD-R discs; only on DVD-RAM discs or SD memory cards.

* لا يمكن تسجيل صور ساكنة على أسطوانات DVD-R، يمكن تسجيل صور ساكنة على أسطوانات DVD-RAM أو بطاقات الذاكرة SD فقط.

* Фотоизображения не могут быть записаны на диски DVD-R; только на диски DVD-RAM или карты памяти SD.

* 静止图像不能录在DVD-R磁盘上，只可在DVD-RAM或SD记忆卡上。

Watch right away



Remove disc from the case



Joy-stick button



Playback on a standard DVD Player

You can watch the video you have just taken immediately, without rewinding.

يمكنك مشاهدة لقطات الفيديو التي انتهيت للتو من تسجيلها فوراً وبدون ترجيع.

Вы можете посмотреть только что отснятое Вами видео сразу же, без перемотки.

刚摄录的录像片不必重绕即可马上观看。

There's no rewinding and fast-forwarding when you use the DVD Camcorder. You can immediately replay the scene you have just shot by pushing the joy-stick button. The Disc Navigation* function will display a list of the scenes you have shot on the monitor. You can instantly select the scene you want and watch it from the beginning. If you have recorded on a DVD-R disc, you can watch your recordings right away on a DVD player.

* When using 8cm DVD-RAM discs.

* عند استعمال أسطوانات DVD-RAM بمقاس 8 سم.


* При использовании 8-сантиметровых дисков DVD-RAM.

* 使用8厘米DVD-RAM磁盘时。

Edit right away



Disc Navigation button



You can perform immediate editing using only your DVD Camcorder – erasing and rearranging scenes, for example.

يمكنك إجراء تعديلاتك المرغوبة فوراً مثل مسح المشاهد أو إعادة ترتيبها باستعمال الكامكورد DVD فقط.

Вы можете произвести немедленное редактирование, используя только Ваш DVD-камкордер, например, стереть или переставить сцены.

只使用DVD摄像机即可马上进行编辑，例如对场景进行抹消和重新安排。

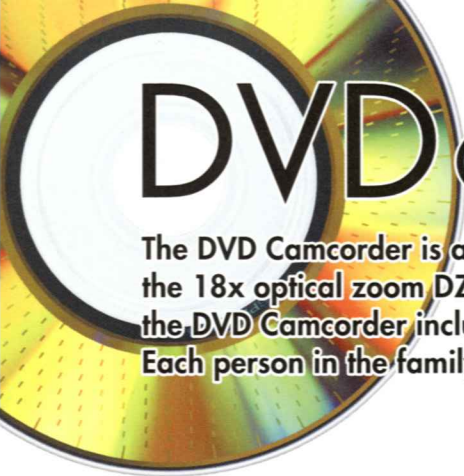
Sometimes you come across scenes that you kept just in case you might need them. Using the Disc Navigation function, you can play your video as you erase unnecessary scenes or rearrange scenes on the spot.

* When using 8cm DVD-RAM discs.

* عند استعمال أسطوانات DVD-RAM بمقاس 8 سم.

* При использовании 8-сантиметровых дисков DVD-RAM.

* 使用8厘米DVD-RAM磁盘时。



DVD CAMCORDER

The DVD Camcorder is available in two models: the megapixel type DZ-MV580E (SW/AU) and the 18x optical zoom DZ-MV550E (SW/AU). As a standard feature, the DVD Camcorder includes lens covers in three colors that can be quickly changed. Each person in the family can choose their favorite, or you can use a different one each day.



DZ-MV580E (SW/AU)

For shooting videos with super-clear picture quality

1.23 Megapixel Still Picture



- DVD-RAM/R recording
- 1.23 Megapixel Still Picture
- 3 lens cover colors
- Quick mode
- SD memory card capability
- External input terminal
- PC software kit included
- USB 2.0 High Speed mode

- إمكانية التسجيل على أسطوانات DVD-RAM/R
- نظام معالجة صورة CCD مقرون بالشحن ١.٢٣ ميغابيكسل
- غطاء عدسة متوفر بـ ٣ ألوان
- الوضع السريع
- توافق في العمل مع بطاقة الذاكرة SD
- طرف توصيل دخل إشارات خارجي
- برنامج تطبيقي مرفق لجهاز الكمبيوتر
- وضع USB 2.0 العالي السرعة

- Запись DVD-RAM/R
- 1,23-мегапиксельный CCD
- 3 цвета крышки объектива
- Быстрый режим
- Возможность использования карты памяти SD
- Разъем внешнего ввода
- Программное обеспечение для ПК прилагается
- Режим высокой скорости USB 2.0

- DVD-RAM/R录像
- 1.23兆像素电荷耦合器 (CCD)
- 有三种颜色的镜头盖
- 迅捷模式
- SD记忆卡功能
- 外部输入端子
- 包括成套电脑软件
- USB 2.0 高速模式


Choice of three lens cover colors.



Chrome plated



Gun-metallic



Dark blue

DZ-MV550E (SW/AU)

Even at high zoom, beautiful images with no loss of quality

Optical 18x Zoom



- DVD-RAM/R recording
- 18x optical zoom
- 3 lens cover colors
- Quick mode
- SD memory card capability
- External input terminal
- PC software kit included
- USB 2.0 High Speed mode

- إمكانية التسجيل على أسطوانات DVD-RAM/R
- زوم بصري بقوة تكبير ١٨ مرة
- غطاء عدسة متوفر بـ ٣ ألوان
- الوضع السريع
- توافق في العمل مع بطاقة الذاكرة SD
- طرف توصيل دخل إشارات خارجي
- برنامج تطبيقي مرفق لجهاز الكمبيوتر
- وضع USB 2.0 العالي السرعة

- Запись DVD-RAM/R
- 18-кратное оптическое увеличение
- 3 цвета крышки объектива
- Быстрый режим
- Возможность использования карты памяти SD
- Разъем внешнего ввода
- Программное обеспечение для ПК прилагается
- Режим высокой скорости USB 2.0

- DVD-RAM/R录像
- 18倍光学变焦镜头
- 有三种颜色的镜头盖
- 迅捷模式
- SD记忆卡功能
- 外部输入端子
- 包括成套电脑软件
- USB 2.0 高速模式

Choice of three lens cover colors.



Chrome plated



Light pearl-silver



Light blue-metallic

DVD CAMCORDER

The DVD Camcorder is easy to use because it has advanced functions.




High reliability backed by established technologies.

Since developing the world's first camcorder that records on DVD, Hitachi has opened the way to the DVD camcorder era. The DVD Camcorder uses not only DVD technology, but also a superb optical system, miniaturization, and various other advanced technologies. The new models, DZ-MV550E (SW/AU) and the DZ-MV580E (SW/AU), have taken these technologies to higher levels, providing greater ease of use and letting you take videos with higher picture quality.

High picture quality image processing circuit.

This circuit reduces noise and improves resolution and color reproduction. When using DVD-RAM discs, you can take advantage of the XTRA mode based on VBR (Variable Bit Rate control) technology to record with superior picture quality.



* XTRA mode changes the recording time depending on the images.


Drive compatible with 8cm DVD-RAM/R discs.

Permits advanced signal processing as well as continuous high resolution recording and play by a learning function. Low power consumption control technology prevents the internal temperature from rising, guaranteeing reliability.



1.23 Megapixel Still Picture (DZ-MV580E [SW/AU]).

The CCD permits highly detailed still pictures with resolution of 1.23 million pixels (1,280 x 960). It vividly reproduces even fine nuances.



Optical 18x zoom function (DZ-MV550E [SW/AU]).

The DZ-MV550E (SW/AU) is equipped with an optical 18x zoom that does not lower picture quality. Even a distant subject can be shot in high resolution so it seems to be right before your eyes.



High brightness LCD monitor.

These new camcorders have an LCD monitor with a high brightness LED backlight. The bright* and beautiful liquid crystal screen is easy to see even when you are shooting in bright sunshine outdoors.



*Approximately 1.5x times brighter than the previous Hitachi model.

Because you can use both DVD-RAM and DVD-R discs, your enjoyment and convenience are doubled.

Because you can insert both 8cm DVD-RAM discs and 8cm DVD-R discs in the camcorder while they are in their holders, they are very resistant to scratches, dust, fingerprints, and other soiling, and are easy to handle.



8cm DVD-R

Records only once and can be played on a DVD player.

* Cannot be played on some DVD players.



8cm DVD-RAM

Can be repeatedly recorded more than 100,000 times. You can rearrange scenes and perform other editing. You can record both moving and still pictures on the same disc.

Disc Navigation

- Includes Quick Mode for simpler operation.

You can play immediately without rewinding or fast forwarding by selecting the scene you want to see from the scene list. Disc Navigation functions also include a Quick Mode that makes operation easier. You can set only the basic functions on the menu screen. And because explanations are displayed, even those who are unaccustomed to camcorders can use it with confidence.



Normal Mode



Quick Mode




Quick Mode switch

- Functions for enjoyable editing.

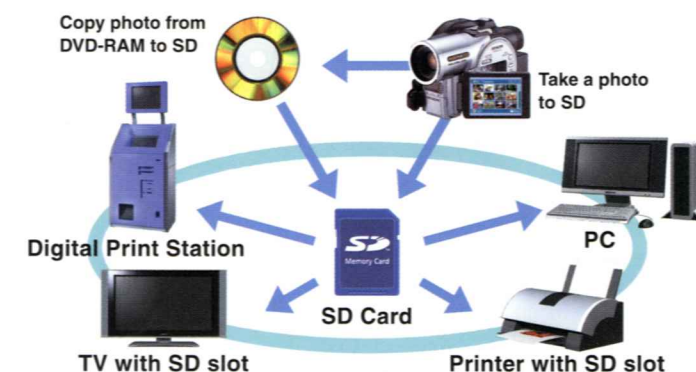
Of course you can also use the conventional playlist edit/play (up to 99 playlists) or fade functions, for greater enjoyment after you have shot a scene.

* When using 8cm DVD-RAM discs.



Still picture recording on SD memory cards.

You can record still pictures on SD memory cards in addition to DVD-RAM discs, then enjoy the pictures in a variety of ways on SD memory card compatible TVs, printers and PCs.



* SD Memory Card is not a HITACHI accessory.

DVD CAMCORDER

External input terminal increases versatility.

The DZ-MV580E (SW/AU) and DZ-MV550E (SW/AU) include an external input terminal as standard equipment. This lets you use the unit as a recorder. For example, you can dub video from a VHS tape to a DVD disc or record a TV show on a DVD disc.

* It may not be possible to record certain sources via external input.



With the supplied software, you can easily create your own original DVDs.

After installing the software on your PC via a high speed USB 2.0 link, you can use DVD-MovieAlbumSE 3 for easy editing. You can also copy videos recorded with the DVD Camcorder or videos edited with DVD-MovieAlbumSE 3 to a DVD-R disc using Sonic MyDVD. This means you can edit the pictures you have taken and duplicate them on a DVD-R. Now it's easy to make your own DVDs!

*The supplied software DVD-MovieAlbumSE 3 and Sonic MyDVD cannot be copied to a PC via DVD-R disc.

Supplied software:

- USB driver (Windows® 98SE/Me/2000/XP)
- UDF2.0 (Windows® 98SE/Me/2000/XP)
- DVD-MovieAlbumSE 3
- Sonic MyDVD

OS: Windows® 98SE, ME, 2000 Professional or XP

Computer: IBM® PC/AT® compatible

CPU: Intel® Pentium® III 450MHz or higher

(Operation with other than Intel®/AMD® Processors)

Memory: at least 128MB RAM

Free space for program installation on hard disk: at least 400MB

Free space for video editing on hard disk: at least 4GB

CD-ROM drive for software installation

USB: One unused root port

(Operation via USB hub is not supported)

Display Card: at least 1,024x768 pixel resolution,

at least 65,536 color or higher, DirectX® 8.1 or later

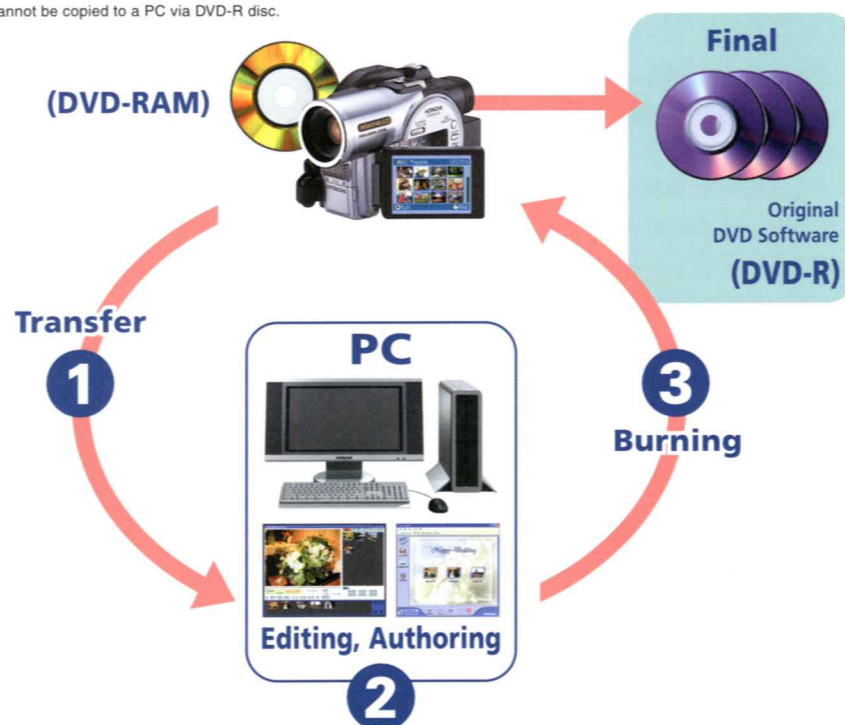
DVD-MovieAlbumSE 3

1. DVD-RAM Editing
2. 3D Title Creator
3. DVD-RAM Copy Tool



Sonic MyDVD

1. DVD-R Burning
2. Create DVD Menu



Smooth and fast DVD creation via USB 2.0

The DVD Camcorder connects to PCs via a high speed USB 2.0 link, so video editing is quick and easy.

Comparison of camcorder to PC transfer speed (30 min. recording)



* Time varies according to PC performance.

Improved PC support. We have opened a new worldwide PC Support Center. <http://support.hitachi.ca/dvdcam-pc/>



Specifications

Model Name	DZ-MV580E (SW/AU)	DZ-MV550E (SW/AU)
Format	8cm DVD-RAM/DVD-R	8cm DVD-RAM/DVD-R
Sensor	1/3.8" Megapixel CCD	1/6" CCD
Pixels (Total/Effective)	PAL (1.02M/Moving: 570k, Still: 960k)	PAL (800k/Moving: 410k, Still: 410k)
Lens	F1.8-2.4 f=3.8-38.0mm	F1.8-2.8 f=2.1-37.8mm
Zoom	x10 Optical Zoom (Max. digital x240)*1	x18 Optical Zoom (Max. digital x500)*1
LCD Monitor	2.5" Color TFT	2.5" Color TFT
Viewfinder	0.33" Color TFT	0.33" Color TFT
Electronic Image Stabilizer (EIS)	Yes	Yes
Program AE	6 modes (Auto/Sports/Portrait/Spot Light/Sand&Snow/Low Light)*2	6 modes (Auto/Sports/Portrait/Spot Light/Sand&Snow/Low Light)*2
Quick Mode	Yes	Yes
Recording Media	DVD: 8cm DVD-RAM/DVD-R (rounded holder type)*3 Memory Card: SD/MMC Memory Card	DVD: 8cm DVD-RAM/DVD-R (rounded holder type)*3 Memory Card: SD/MMC Memory Card
Recording Format (8cm DVD-RAM)	Moving: DVD Video Recording (XTRA: 3-10Mbps/FINE: 6Mbps/STD: 3Mbps) Still: JPEG (1,280x960)	DVD Video Recording (XTRA: 3-10Mbps/FINE: 6Mbps/STD: 3Mbps) JPEG (640x480)
Recording Format (8cm DVD-R)	Moving: DVD Video (FINE: 6Mbps/STD: 3Mbps)	DVD Video (FINE: 6Mbps/STD: 3Mbps)
Recording Format (SD Memory Card)	Still: JPEG (1,280x960, DPOF compat.)	JPEG (640x480, DPOF compat.)
Max. Recording Time/Amount (DVD-RAM: Both Sides)	Moving: XTRA: approx. 36-120min. FINE: approx. 60min. STD: approx. 120min. Still: Max. 1,998	XTRA: approx. 36-120min. FINE: approx. 60min. STD: approx. 120min. Max. 1,998
Max. Recording Time (DVD-R: Single Side)	Moving: FINE: approx. 30min. STD: approx. 60min.	FINE: approx. 30min. STD: approx. 60min.
Max. Recording Amount (SD Memory Card: 32MB)	Still: FINE: 50 photos NORM: 80 photos ECO: 110 photos	FINE: 220 photos NORM: 440 photos ECO: 880 photos
AV Input/Output Terminal*4	8-pin dedicated connector (with S-video terminal)	8-pin dedicated connector (with S-video output terminal)
External Microphone Jack	Yes	Yes
PC Connecting Terminal (to USB)	USB 2.0 (High Speed)	USB 2.0 (High Speed)
Dimensions (WxHxD)	64x89x146mm	64x89x146mm
Weight (without battery or disc)	approx. 500g	approx. 490g

*1 Maximum x40 when recording in still picture mode. *2 Low Light can only be used in XTRA and FINE modes. *3 Recording time for one disc side is approx. 18-60 minutes in XTRA mode, approx. 30 minutes in FINE mode and approx. 60 minutes in STD mode. Changing discs from side A to side B must be done manually. *4 There may be some signals that cannot be recorded by external input. * LCD color monitor images in this catalog are simulated. * Some DVD players may not be able to play back the 8cm DVD-R disc that the DVD camcorder users for recording. Depending on the DVD player and recording conditions, there are occasions when the DVD-R disc cannot be played back. * Design and specifications are subject to change without notice. * Windows is a registered trademark of Microsoft Corporation. * Company names, product names, logos and other registered trade names and trademarks are the property of their respective owners.

*1 静止画像機能。可動最大40倍拡大変換。*2 低光只在XTRA/FINE模式下才能使用。*3 磁盤一面的録画時間がXTRA模式下約18~60分、FINE模式下約30分、STD模式下約60分、A面録画後B面に必須の手操作。*4 可能会有一些信号不能用外部输入端子来记录。* 本产品目录中的液晶彩色监视器的图像是模拟的。* 某些DVD摄像机不能播放用DVD摄像机录制的8厘米DVD-R磁盘。根据DVD摄像机和录像条件。DVD-R磁盘也有可能无法播放。* 设计和规格变更恕不另行通知。* Windows(视窗)是微软公司的注册商标。* 公司名、产品名、商标及其它注册商名和商标分别为其拥有者的财产。

1 Макс. x40 при записи в режиме фото. 2 Использование Low Light возможно только в режимах XTRA и FINE. 3 Время записи для одной стороны диска: приблизительно 18-60 минут в режиме XTRA, приблизительно 30 минут в режиме FINE и приблизительно 60 минут в режиме STD. Смену стороны диска с А на В необходимо производить вручную. *4 Некоторые сигналы могут не записываться с помощью внешнего ввода. * Изображения цветных ЖКД мониторов в данном каталоге - условны. * Некоторые DVD-плееры могут не воспроизводить 8-сантиметровые диски DVD-R, используемые для записи в DVD-камере. В зависимости от DVD-плеера и условий записи воспроизведение дисков DVD-R в некоторых случаях невозможно. * Дизайн и технические характеристики могут быть изменены без уведомления. * Windows® является зарегистрированной торговой маркой Корпорации Майкрософт (Microsoft Corporation). * Названия компаний, названия продуктов, эмблемы и другие зарегистрированные торговые названия и торговые марки являются собственностью соответствующих владельцев.

*1 静止画像機能。可動最大40倍拡大変換。*2 低光只在XTRA/FINE模式下才能使用。*3 磁盤一面的録画時間がXTRA模式下約18~60分、FINE模式下約30分、STD模式下約60分、A面録画後B面に必須の手操作。*4 可能会有一些信号不能用外部输入端子来记录。* 本产品目录中的液晶彩色监视器的图像是模拟的。* 某些DVD摄像机不能播放用DVD摄像机录制的8厘米DVD-R磁盘。根据DVD摄像机和录像条件。DVD-R磁盘也有可能无法播放。* 设计和规格变更恕不另行通知。* Windows(视窗)是微软公司的注册商标。* 公司名、产品名、商标及其它注册商名和商标分别为其拥有者的财产。

Standard Accessories

Battery Pack (DZ-BP14SW), AC Adaptor/Battery Charger, Power Cable, DC Power Cable, AV/S In/Out Cable, Remote Control, Remote Control Battery, Lens Cap, Shoulder Strap, one DVD-RAM Disc (single sided), USB Cable, Windows Software CD-ROM, Lens Covers



Optional Accessories

Li-ion Battery
DZ-BP14SW
DZ-MV580E (SW/AU): LCD monitor off: 150-min./on: 125-min.
DZ-MV550E (SW/AU): LCD monitor off: 165-min./on: 135-min.
* When using DVD-RAM STD mode, manual auto-focus or Auto Program AE. Depending on recording conditions, times may be shorter than the listed values.



Flash
DZ-FLH3
(Effective range: 1 - 4 meters)
*Only for DZ-MV580E (SW/AU)

Wide Conversion Lens
DZ-WL1 (approx. 0.7x)



Tele Conversion Lens
DZ-TL1 (approx. 2x)

DVD-RAM Disc
DRMH60.1P
* Maxell product

DVD-R Disc
DRH30.1P
* Maxell product

maxell

HITACHI
Hitachi, Ltd. Tokyo Japan

Printed in Japan (H) HV-E591 0304