







➔ **Powerful Performance...**

➔ **Simple Installation...**

Brighter Projection



-  **High brightness projector, astonishing 5000 ANSI Lumens**
-  **Easy installation using motorised lens shift, zoom and focus. Centre lens design**
-  **Optional lenses for a range of room applications**
-  **Cable free presenting – optional wireless module**
-  **Networking – RJ45 control and monitoring**
-  **Maintenance free – filter free design**



EP783S
Digital DLP® Projector

Powerful Installation Projector

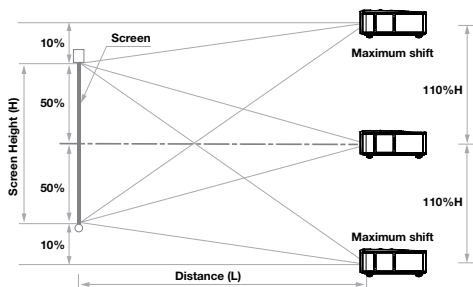
The Optoma EP783S has almost limitless installation possibilities, its combination of high performance and brightness means it achieves perfect images in most environments. Using centre lens design, motorised lens shift and optional additional lenses, the flexible and powerful EP783S is a truly versatile installation solution.

Boasting an astounding 5000 ANSI Lumens, perfect for conferencing facilities, large auditoriums, halls and bars, its true brilliance must be experienced. Meeting the highest standards in installation projectors, the EP783S creates seamless, smooth and radiantly bright corporate presentations, videos and movies.

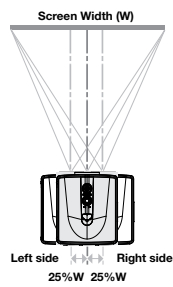
LENS SHIFT

The EP783S meets a variety of installation challenges that come with large halls, conferencing facilities, auditoriums and bars. Motorised lens shift aligns the projected images centrally on screen and can be adjusted horizontally or vertically without moving the unit.

Vertical Direction



Horizontal Direction



MOTORISED ZOOM AND FOCUS

Precise and accurate control to ensure images appear crystal clear



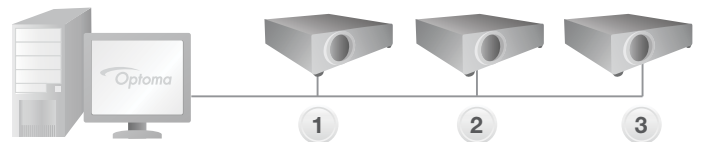
Motorised Lens Shift

Motorised Zoom and Focus

PROJECTOR CONTROL AND MANAGEMENT

Networking

Projectors can be controlled and monitored over a LAN network using a web browser.



Control

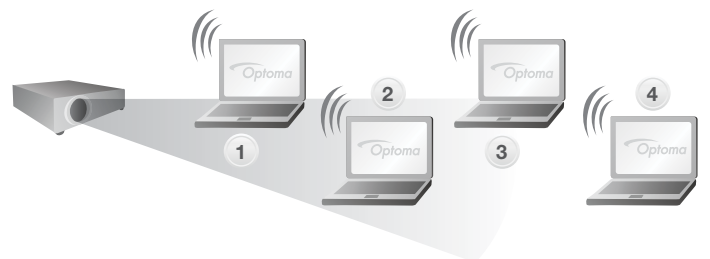
The extensive RS232 command structure makes it simple and easy to control the EP783S with any control system.

AMX Compatibility – Dynamic Discovery Protocol is incorporated into the EP783S. This feature allows for easy installation with AMX control systems.



Wireless Presenting

Giving presentations couldn't be easier using the optional wireless features of the EP783S. Cable-free presenting saves time and simplifies switching between presentations from different sources. Just download the software and start presenting wirelessly.



EXTENSIVE CONNECTIVITY

This native XGA projector accepts a wide variety of computer and video input signals.

Connectivity includes: 5BNC, HDMI, DVI, dual VGA-SCART and Component, S-Video, Composite, RS232 and RJ45.

Six audio inputs for individual PC and video connections enable the EP783S to function as an audio switcher and volume controller, thereby eliminating complicated and costly additional audio hardware and cabling.



AMAZING COLOUR AND IMAGE PERFORMANCE

The EP783S incorporates BrilliantColor™ Technology and 10-bit colour processing to ensure the images displayed are always smooth and natural. Optoma is so confident of its colour and image performance that we guarantee our projector will retain its vibrancy and precise picture performance.

BRILLIANTCOLOR™

BrilliantColor™ is a Texas Instruments technology, which employs innovations in image processing to improve the optical efficiency of DLP® projection systems. BrilliantColor™ allows the usage of a more advanced image processing algorithm and enables the use of more colours on the colourwheel, than the standard Red, Green, Blue and White segments.

BrilliantColor™ technology enables higher brightness levels by boosting mid-tone colours, resulting in more vibrant, precisely accurate colours projected on the screen.

Key Advantages

1. Brighter Images
2. Improved colour spectrum
3. Smoother images and more accurate colours



Optoma uses Texas Instruments DLP® chips



Full 10-bit image processing

The use of full 10-bit image processing provides smooth tonal expressions. Images appear with much finer detail and greater dynamic colour range.

COLOUR PERFORMANCE

Optoma guarantees colour quality will remain as new for 5 years*

We are so confident the EP783S colours will not fade that we guarantee colours will remain vibrant and vivid, even after many years of use.

DLP® technology from Texas Instruments ensures image quality is delivered without compromises.

FIVE YEAR IMAGER GUARANTEE***

The large screen experience demands sharp, flawless images with instant impact and lasting, crystal clear pictures. To retain image clarity Optoma projectors are designed with DLP® technology, preventing degradation over time and consistent pixel performance. Our Imager Guarantee ensures a precise picture performance for a minimum of five years.



MAINTENANCE FREE - LOWER TOTAL COST OF OWNERSHIP (TCO)

DLP® technology ensures lower cost of ownership, longer life and improved reliability compared to other technologies such as LCD. The filter free projector design means no more regular filter cleaning or replacements, saving you time and money.

EASY TO USE



Quiet Operation

The EP783S features Optoma's whisper-quiet design, highly effective in reducing audible noise levels to just 30dB.



Multi-Language Support

The OSD menu supports up to 17 European languages including French, German, Polish, Dutch, Swedish and Arabic.



Easy Lamp Replacement

The lamp can be easily replaced in situ even if the projector is ceiling mounted.

SECURITY



Password Protected Operation

Acts as a theft deterrent and prevents unauthorised use.

Key Pad Lock

Enabled: unauthorised adjustments are prevented by ensuring the projector can only be controlled via the remote control.

ENERGY SAVING



Auto Power Off

If after a pre-determined time the projector does not receive a signal, it will turn itself off automatically, conserving power and extending the life of the lamp.



Direct Power On

Start-up time is significantly reduced as standby mode is passed over when the projector is turned on.

The projector will power on when the power cable is inserted into an active power outlet. This eliminates the need to use the 'Power' button on the remote control or the projector keypad.

Signal Power On

The projector will power on when it receives a signal. This eliminates the need to use the 'Power' button on the remote control or the projector keypad.

Fast Switch On

Display an image on screen quickly after switching the projector on.



Low Power Standby Mode

Reduces energy consumption.

CUSTOM START UP SCREEN

First impressions are important so set the company logo as the start up screen to make that impression last.



BUILT-IN SPEAKERS

Built-in 10W speakers for an integrated audio solution.



CARRY HANDLE

Built-in carry handle allows for easy transportation and additional hold when the projector is being installed.



EP783S

LENS

The centred lens design allows greater flexibility, ensuring the projector can be easily installed.

OPTIONAL LENSES

Easily attached short and long throw lenses give you the option to install the EP783S in different sized locations.

The short throw lens with a throw ratio of 1.6 - 1.92 is ideal for rear-projection installations.

The long throw lens with a throw ratio of 2.4 - 2.88 is ideal for large conference rooms, auditoriums and any other large venue.



EP783S PROJECTION DISTANCE TABLES

EP783S PROJECTION DISTANCE 1.2 - 12m (4:3 ASPECT RATIO)						
Projection Distance (m)	Max. Horizontal Image Size (m)	Min. Horizontal Image Size (m)	Max. Vertical Image Size (m)	Min. Vertical Image Size (m)	Max Diagonal Image Size (m)	Max Diagonal Image Size (inch)
1.20	0.60	0.50	0.45	0.38	0.75	29.55
2.00	1.00	0.83	0.75	0.63	1.25	49.26
3.00	1.50	1.25	1.13	0.94	1.88	73.89
4.00	2.00	1.67	1.50	1.25	2.50	98.51
5.00	2.50	2.08	1.88	1.57	3.13	123.14
6.00	3.00	2.50	2.26	1.88	3.75	147.77
7.00	3.50	2.92	2.63	2.19	4.38	172.40
8.00	4.00	3.33	3.01	2.51	5.00	197.03
9.00	4.50	3.75	3.38	2.82	5.63	221.66
10.00	5.00	4.17	3.76	3.13	6.26	246.29
11.00	5.50	4.58	4.14	3.45	6.88	270.91
12.00	6.00	5.00	4.51	3.76	7.51	295.54

with WT73 Lens - Throw ratio 1.6 - 1.92						
Projection Distance (m)	Max. Horizontal Image Size (m)	Min. Horizontal Image Size (m)	Max. Vertical Image Size (m)	Min. Vertical Image Size (m)	Max Diagonal Image Size (m)	Max Diagonal Image Size (inch)
1.20	0.72	0.60	0.54	0.45	0.90	35.47
2.00	1.20	1.00	0.90	0.75	1.50	59.11
3.00	1.80	1.50	1.35	1.13	2.25	88.66
4.00	2.40	2.00	1.80	1.50	3.00	118.22
5.00	3.00	2.50	2.26	1.88	3.75	147.77
6.00	3.60	3.00	2.71	2.26	4.50	177.33
7.00	4.20	3.50	3.16	2.63	5.25	206.88
8.00	4.80	4.00	3.61	3.01	6.01	236.43
9.00	5.40	4.50	4.06	3.38	6.76	265.99
10.00	6.00	5.00	4.51	3.76	7.51	295.54
11.00	6.60	5.50	4.96	4.14	8.26	325.10
12.00	7.20	6.00	5.41	4.51	9.01	354.65

with WT74 Lens - Throw ratio 2.4 - 2.88						
Projection Distance (m)	Max. Horizontal Image Size (m)	Min. Horizontal Image Size (m)	Max. Vertical Image Size (m)	Min. Vertical Image Size (m)	Max Diagonal Image Size (m)	Max Diagonal Image Size (inch)
1.20	0.50	0.42	0.37	0.31	0.62	24.53
2.00	0.83	0.69	0.62	0.52	1.04	40.88
3.00	1.25	1.04	0.94	0.78	1.56	61.33
4.00	1.66	1.38	1.25	1.04	2.08	81.77
5.00	2.08	1.73	1.56	1.30	2.60	102.21
6.00	2.49	2.08	1.87	1.56	3.12	122.65
7.00	2.91	2.42	2.18	1.82	3.63	143.09
8.00	3.32	2.77	2.50	2.08	4.15	163.53
9.00	3.74	3.11	2.81	2.34	4.67	183.98
10.00	4.15	3.46	3.12	2.60	5.19	204.42
11.00	4.57	3.80	3.43	2.86	5.71	224.86
12.00	4.98	4.15	3.74	3.12	6.23	245.30

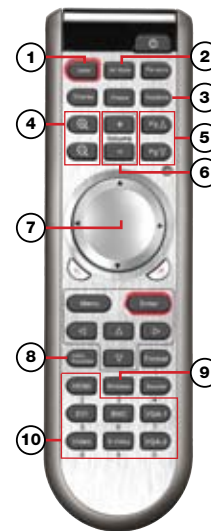
For guide purposes only

EP783S is capable of 16:9 aspect ratio projection. When projecting a 16:9 image the image sizes, screen height and offset information will differ to the above.

Specifications

	EP783S
Brightness	5000 ANSI Lumens
Contrast Ratio	1200:1
Native Resolution	XGA 1024 x 768
Compressed Resolution	Up to UXGA (1600 x 1200)
Noise Level	30/32dB (STD/BRIGHT mode)
Display Technology	0.7" XGA DC3 Double Data Rate (DDR) DLP® Technology by Texas Instruments
Dimensions (W x D x H)	475 x 398 x 167 mm
Weight	9.5 kg
Lamp Life**	3000/2000 hours (STD/BRIGHT mode)
Remote Control	Full Function Remote with Mouse Control, Laser and Direct Source selecting
INPUTS	HDMI (HDCP) - audio supported DVI-D (HDCP) HDMI via adaptor 5 BNC (RGBHV/YpPr) 2 x 15 Pin D-Sub VGA SCART via adaptor Component via adaptor S-Video 4 Pin Mini Din Composite RCA Jack 5 x 3.5mm Audio Mini Jack USB (remote control)
CONTROL	RS232 9 Pin D-Sub & RJ45 – Network Control
OUTPUTS	PC 15 Pin D-Sub VGA (monitor loop-through) Audio Mini Jack +12v Trigger
Audio	2 x 5W Speaker
Aspect Ratio	4:3 Native, 16:9 compatible
On Screen Display	17 Languages: English, German, French, Italian, Spanish, Portuguese, Polish, Dutch, Russian, Finnish, Swedish, Greek, Norwegian, Danish, Hungarian, Czech & Arabic
Video Compatibility	PAL SECAM 625/576i/p, NTSC 525/480i/p, HD 720p/1080i/p
Uniformity	85%
Displayable Colours	134.2 Million
Keystone Correction	± 40° Vertical, ± 15° Horizontal
Lens Shift Movement	±75% Horizontal, ±110%Vertical
Projection Lens	F/2.0 ~ 2.16; f=28.5 ~ 34.1mm, 1.2x Motorised Zoom
Throw Ratio	2.0 – 2.4:1 (Projection Distance:Image Width)
Projection Distance	1.2 – 12m
Image Size	0.63 – 7.51m (24.6" – 295.5") Diagonal 4:3
Horizontal Scan Rate	15 – 100kHz
Vertical Scan Rate	43 – 87Hz
Power Supply	100 – 240V, 50 – 60Hz
Power Consumption	410W BRIGHT mode < 5W Standby mode 333W STD mode < 5W Standby mode
Operating Conditions Operating	5 - 35° C, 80% Humidity (Max), 3000m Altitude (Max)
Security	One Kensington Lock Port, Password Protection
Standard Accessories	Lens Cover, AC Power Cord, VGA Cable, USB Cable, Full Function Remote, Batteries x 2, Quick Start Guide, CD User Manual, Warranty Card, WEEE Card
Optional Accessories	Wireless Module (WM02), Short Throw Lens (WT73), Long Throw Lens (WT74), Ceiling Mount, SCART to VGA adaptor, Component to VGA adaptor
RoHS	Compliant
Lamp Warranty	6 months or 1000 hours – whichever comes sooner
Warranty	Warranty will vary by country. Please see www.optomaeurope.com or ask your local supplier for details
Colour Guarantee*	5 Years
Imager Guarantee***	5 Years

Easy to use remote control with laser pointer



Remote Control


- 1 Laser
- 2 AV Mute
- 3 Keystone
- 4 Zoom Control
- 5 Page Up/Down
- 6 Volume Control
- 7 Remote Mouse
- 8 Lens Control
- 9 Wireless
- 10 Direct Input Source Selection

Connections

- 11 RJ45
- 12 HDMI (audio supported)
- 13 DVI-D
- 14 Audio In (DVI-D)
- 15 Audio In (VGA 1)
- 16 VGA 1 - SCART & Component
- 17 VGA 2 - SCART & Component
- 18 Audio In (VGA 2)
- 19 +12v Trigger
- 20 Audio In (BNC)
- 21 5BNC
- 22 USB (remote mouse)
- 23 Audio Out
- 24 Audio In (Composite)
- 25 S-Video
- 26 Audio In (Composite)
- 27 Composite Video
- 28 RS232 - 9 Pin
- 29 VGA Loop - Through
- 30 Lamp Cover
- 31 Wireless dongle

Exceptional Connectivity/Multiple Terminals

Digital and analogue connectivity with 17 connections including; HDMI, DVI-D, 2 x VGA, RS232, RJ45, +12v Trigger and 5 x Audio In.



Optoma Europe Ltd.
42 Caxton Way, Watford Business Park, Watford, Hertfordshire, UK. WD18 8QZ
www.optoma.co.uk

Panoview
Optoma recommended Screens
www.panoview.eu



* Optoma guarantees that in normal use, Optoma DLP® colour quality will be indistinguishable from when new. Please note that worn lamps will give slight variance. Exclusions: *(1) Guarantee is voided if the projector is subject to damage through mis-use. (2) Guarantee may be void in industrial or commercial entertainment environments where dust or smoke is particularly excessive (3) Guarantee will not apply if lamp brightness is below 50% due to wear or if the projector is not working due to other fault. **Typical lamp life achieved through testing. Will vary according to operational use and environment conditions. Copyright © 2008, Optoma Europe Ltd. All other product names and company names used herein are for identifications purposes only and may be trademarks or registered trademarks of their respective owners. *** Optoma guarantees that in normal use, the DLP® imager guarantee will retain quality for at least 5 years providing consistent pixel performance. Exclusions: (1) Guarantee is voided if the projector is subject to damage through mis-use. (2) Guarantee may be void in industrial or commercial entertainment environments where dust or smoke is particularly excessive. Errors and omissions excepted, all specifications are subject to change without notice. DLP® and the DLP logo are registered trademarks of Texas Instruments and BrilliantColor™ is a trademark of Texas Instruments.